



# SUMMER VIBES, SMARTER MINDS!

HELLO KIDS!

IT'S ME YOUR FRIEND, SUMMER. I AM BACK AGAIN TO  
MAKE YOU DIVE INTO ME WITH FUN AND A SPLASH OF  
LEARNING GIVING YOU A PLETHORA OF CREATIVITY,  
ADVENTURE AND EXPLORATION.

MY HOLIDAYS ARE DESIGNED TO KEEP A SPARK OF  
KNOWLEDGE ALIVE WHILE YOU SOAK IN THE SEASON.

SO, LET'S RENEW  
THE EXCITING JOURNEY OF LEARNING WITH  
A TWIST OF SUMMER MAGIC.

A vibrant summer-themed card template with a blue sky, sun, and clouds background. The title 'SUMMER VACATION' is in large, bold, blue letters. Below the title is a blue wooden frame containing text. The frame is set on a sandy beach with two palm trees, a striped beach umbrella, and two striped beach chairs. The card is surrounded by a decorative border of summer items like sunglasses, beach balls, and flip-flops.

# SUMMER VACATION

Summer is messy,  
Summer is fun,  
Trips to the beach,  
In the hot, hot Sun,  
Let's give summer,  
A big fat cheer!  
Summer is the best time of the year.

Dear Parent,

Children are born with natural curiosity and inquisitiveness about the world around them. It is important for us to help them keep this spark alive and to make learning fun.

Summer Vacation is just round the corner, let every moment of this vacation be a time to unite, connect and enjoy beautiful moments with your child.



**QUEEN MARY'S SCHOOL , TIS HAZARI**  
**CLASS – 2 ( A TO F)**  
**ACADEMIC SESSION ( 2025-2026)**







***HOLIDAY'S HOMEWORK***







**Note: Do any one**

1	<b>FINGER PUPPETS</b> 		Make 5 finger puppets or stick puppets.
2	<b>VOCABULARY FLASH CARDS</b>		Make 5 flashcards with new English words. Each card should have: Front: Word + Picture Back: Meaning + Sentence Example: Front: Sun (with drawing) Back: The sun is bright and hot. (Use the words which are new for you.)
3	<b>WHO AM I? / FLASH GAME</b>		Make riddle flashcards using describing sentences .
4	<b>READING TIME</b>		Read any 2 stories and make colourful post card for each story. (Story name / Character / Drawing)
5	<b>GRAMMAR FUN</b>		Pick any 5 nouns from around your house and write whether they are person, place, animal, or thing. Draw or paste picture of the same.  Example: Dog – Animal, Chair – Thing Do the activity on A3-sized sheet








**Do one page of writing from cursive writing book every day.**






# गृहकार्य

- (1) हिन्दी सुलेख की पुस्तक में सुलेख का अभ्यास करें।
- (2) हिंदी की रोचक और ज्ञानवर्धक कहानियाँ पढ़ें।
- (3) निम्न विषयों में से किसी **एक** विषय पर निर्देशानुसार कार्य करें।

1.		स्वतंत्रता दिवस A-3 chart)
2.		बाल दिवस (A-3 chart)
3.		गांधी जयंती (A-3chart)
4.		महीनों के नामों का टेबल कलेंडर बनाइए।
5.		एक से बीस तक की गिनती को आकर्षक ढंग से प्रदर्शित कीजिए। ( उदाहरण- disposable spoons पर, रंगीन फूलों पर etc.)










# Maths

+ - × ÷








## NOTE :- DO ANY ONE

1.		<b>Make a wall hanging using cut-outs of different shapes and decorate it beautifully.</b>
2.		<b>Collect some leaves and make a pattern on A4 size sheet or A3 size sheet (paste leaves on it). Refer pg. 41 from Joyful Mathematics.</b>
3.		<b>Show multiplication form dodging tables from '2 to 20' by using colourful bindis. Decorate it well.</b>
4.		<b>Make a pyramid showing ordinal numbers from 'First to Tenth'. Decorate it gracefully.</b>
5.		<b>On any A3 size sheet, make different mathematical symbols in 3D style . Decorate it gracefully</b>





NOTE :- DO ANY ONE

1.		Use plastic bottle or cartoon box to make a pen or pencil holder.
2.		Make an aquarium from the disposable plates.
3.		Make a simple animal mask. Write and learn three facts about your chosen animal.
4.		Make a small booklet titled "All About Me" with attractive cover. Pages to include: <ul style="list-style-type: none"> <li>My Name and my drawing</li> <li>My favourite food</li> <li>My healthy habits (Draw and write 3)</li> <li>Parts of my body (Labelled drawing)</li> </ul>
5.		Draw two paper dolls and design 2 sets of clothes: <ul style="list-style-type: none"> <li>One for summer</li> <li>One for winter</li> <li>Decorate with fabric bits, colours or stickers</li> </ul>





# THE 6 RULES OF SUN SAFETY



1. Stay out of the sun  
between 11am & 3pm

2. Wear a hat



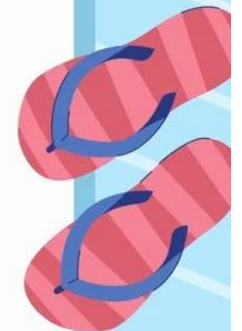
3. Use suncream  
Healthline have some  
good advice on which  
ones to choose!

4. Wear sunglasses



5. Stay hydrated

6. Wear a long sleeved top







# Last But Not Least

**DO PREPARE FOR WORKSHEET- 1 AS WELL .**

## English Syllabus

Course Book - Lesson-1 **Goldilocks and the three bears**

- . Workbook - **Worksheet -1**
- . Grammar : **L-1 Naming words**  
**L-2 Special names**  
**L-3 One and more than one**  
**L-4 Nouns - Gender**

## Hindi Syllabus :

- पाठ्यपुस्तक + अभ्यास- पुस्तक  
( पाठ-1 चश्मा खो गया )
- व्याकरण  
पाठ -1 भाषा  
पाठ-13 दिनों और महीनों के नाम

## Math's Syllabus:

Counting (501-1000)  
Ch-1 Numbers upto 999

## EVS Syllabus:

Ch-1: **Myself**  
Ch-3: **Growing up**  
Ch-4: **Our Food**



**Dear Parents,**

Summer is a wonderful time for children to relax, explore new interests, and spend quality time with family. We encourage you to help your child balance leisure with **learning during the holidays**. Here are a few suggestions to make the most of the break:

## HOLIDAY FUN TIPS



Encourage reading a variety of books to develop a lifelong love for learning.

Engage your child in creative activities like art, music, dance, and storytelling.



Involve them in simple household tasks to build responsibility and independence.

Plan outdoor and indoor activities and physical exercises to keep them active and healthy.



Limit screen time and promote meaningful family interactions.

Foster curiosity by visiting places of interest like museums and parks.



**WE WISH ALL OUR STUDENTS AND FAMILIES A JOYFUL, SAFE, AND REFRESHING SUMMER VACATION!**

We look forward to welcoming our young learners back with renewed energy and excitement.



# Happy Holidays

